

NEO Series (passive)

Loudspeakers



NEO series unites sound quality and elegant design perfectly making them instantly suitable for all architect & interior designer LED projects.

To fit all installation requirements, there are five models ranging from the **NEO 3** to the **NEO 8** available with increasing output powers and bass response. The aluminium grille is designed to withstand humid environments. Three self-powered versions are also available as the **NEO 5A**, **NEO 6A** and **NEO 8A**

All the loudspeakers are suitable for low impedance and constant voltage line. Installers can choose a black or white finish, using these loudspeakers as another element of the interior decor.

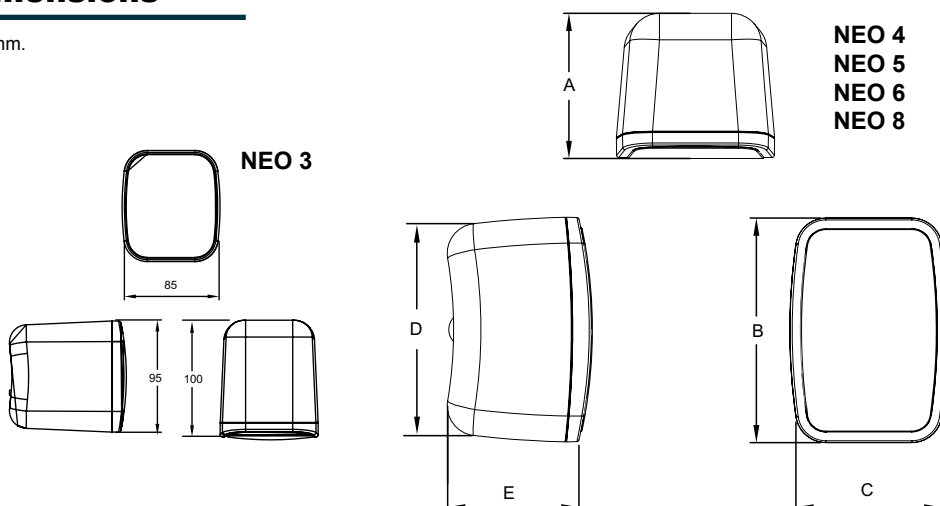
Their metal wallmount provide a secure fixation, moving the loudspeaker in pan and tilt axes.

Features

- Loudspeakers designed for fixed installations
- Available in two colours: (black and white)
- Elegant design
- Aluminium grille for a long lifetime
- Metal wall-mount bracket with fast mounting system.
- Plastic wall-mount bracket with fast mounting system (**only NEO 3**)
- Mounting bracket enables pan and tilt
- Set is composed by one loudspeakers pair
- Euroblock screw terminal for easier installation.

Dimensions

* In mm.

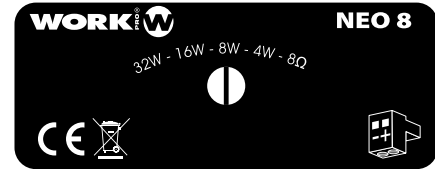


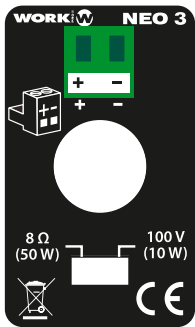


NEO 4
NEO 5
NEO 6
NEO 8

	NEO 4	NEO 5	NEO 6	NEO 8
A	134 mm	166 mm	175 mm	240 mm
B	210 mm	244 mm	290 mm	370 mm
C	148 mm	171 mm	200 mm	260 mm
D	198 mm	210 mm	267 mm	333 mm
E	122 mm	153 mm	167 mm	218 mm

NEO Series (passive)

Rear View



Specifications

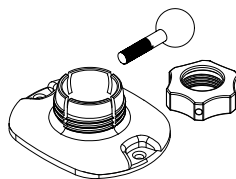
Model:	NEO 3	NEO 4	NEO 5
Elements:	2.5" Woofer	4" Woofer + 0.5" Tweeter	5" Woofer + 0.5" Tweeter
(*) Power taps (70V):	5W (980Ω)	1W (5kΩ) / 2W (2k5Ω) /4W (1k22Ω) /8W (612Ω)	1W (5kΩ) / 2W (2k5Ω) /4W (1k22Ω) /8W (612Ω)
(*) Power taps (100V):	10W (1kΩ)	2W (5kΩ) / 4W (2k5Ω) /8W (1k25Ω) /16W (625Ω)	2W (5kΩ) / 4W (2k5Ω) /8W (1k25Ω) /16W (625Ω)
Low impedance load:	50W RMS (8Ω) (with overload protection)	30W RMS (8Ω) (with overload protection)	40W RMS (8Ω) (with overload protection)
Frequency response:	150 Hz - 20 kHz	70 Hz - 20 kHz	60 Hz - 20 kHz
Sensitivity:	87 dB (1W/1m)	87 dB (1W/1m)	88 dB (1W/1m)
Max. SPL:	100 dB (1m)	99 dB (1m)	100 dB (1m)
Dispersion (H xV):	-----	90° x 70°	90° x 80°
Material (enclosure):	ABS plastic	ABS plastic	ABS plastic
Material (grille):	Aluminium	Aluminium	Aluminium
IP rating:	IP 45	IP 45	IP 45
Connection type:	2 pin Terminal Euroblock	2 pin Terminal Euroblock	2 pin Terminal Euroblock
Finished colour:	RAL 9003 (W) / RAL 9004 (B)	RAL 9003 (W) / RAL 9004 (B)	RAL 9003 (W) / RAL 9004 (B)
Dimensions:	95 x 85 x 100 mm	148 x 210 x 134 mm	171 x 244 x 166 mm
Weight:	0,5 kg (each)	1,95 kg (each)	2,3 kg (each)

Model:	NEO 6	NEO 8
Elements:	6.5" Woofer + 1" Tweeter	8" Woofer + 1" Tweeter
(*) Power taps (70V):	2W (2k4Ω) / 4W (1k2Ω) /8W (612Ω) /16W (306Ω)	2W (2k4Ω) / 4W (1k2Ω) /8W (612Ω) /16W (306Ω)
(*) Power taps (100V):	4W (2k5Ω) / 8W (1k2Ω) /16W (625Ω) /32W (312Ω)	4W (2k5Ω) / 8W (1k2Ω) /16W (625Ω) /32W (312Ω)
Low impedance load:	60W RMS (8Ω)	70W RMS (8Ω)
Frequency response:	70 Hz - 20 kHz	52 Hz - 20 kHz
Sensitivity:	89 dB (1W/1m)	87 dB (1W/1m)
Max. SPL:	101 dB (1m)	101 dB (1m)
Dispersion (H xV):	100° x 80°	110° x 80°
Material (enclosure):	ABS plastic	ABS plastic
Material (grille):	Aluminium	Aluminium
IP rating:	IP 45	IP 45
Connection type:	2 pin Terminal Euroblock	2 pin Terminal Euroblock
Finished colour:	RAL 9003 (W) / RAL 9004 (B)	RAL 9003 (W) / RAL 9004 (B)
Dimensions:	200 x 290 x 175 mm	260 x 370 x 240 mm
Weight:	3,1 kg (each)	4,95 kg (each)

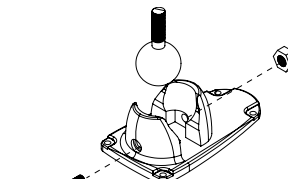
(*) The power taps indicated are calculated for 100V line. In case of 70V line installations, each power tap will correspond to half the value.

* Specifications are subject to change without notice.

Accessories



NEO 3
Plastic wall-mount
bracket
(included)



NEO 4/5/6/8
Metal wall-mount
bracket
(included)



Rev. 12.07.01